



RESULTS

Baltic Way 2015




Place	Team	1	2	3	4	5	6	7	8	9	10	11	12	13	14	15	16	17	18	19	20	Total
1	Saint Petersburg	5	5	4	5	2	5	5	1	5	5	5	5	5	5	5	5	—	5	1	5	83
2	Poland	5	5	4	5	5	5	5	4	5	2	5	2	5	5	5	5	5	3	0	—	80
3	Estonia	5	5	5	5	5	5	5	5	0	2	5	1	5	1	0	5	3	2	0	1	65
4	The Netherlands	2	5	2	5	5	5	5	1	2	2	5	2	5	5	5	5	1	0	0	0	62
5	Sweden	2	5	—	5	3	5	—	5	5	2	5	—	4	—	—	5	5	5	—	4	60
6	Germany	5	4	0	5	5	5	5	3	5	2	5	—	0	3	—	5	0	1	0	3	56
7	Lithuania	5	5	1	1	5	—	5	0	—	—	5	2	5	5	5	2	5	0	5	—	56
8	Denmark	5	—	1	2	4	5	—	1	—	—	5	1	5	5	5	5	0	0	0	—	44
9	Finland	5	—	5	3	0	5	5	1	0	—	5	0	1	—	—	5	3	2	—	—	40
10	Norway	—	4	—	5	3	5	5	1	2	—	5	0	1	—	—	5	0	1	—	1	38
11	Iceland	5	4	1	2	5	5	2	1	0	—	—	—	5	—	—	5	0	2	—	—	37
12	Latvia	—	0	4	4	5	5	—	1	1	—	4	5	1	0	—	5	0	1	—	—	36



 Denmark
 Martin Rindor

 Iceland
 Gunnar Houeas Daved

 Norway




 Estonia
 Valdis

 Latvia
 Tomasz Ciechan

 Poland
 Paul Celis

 Jury Chairman





 Finland
 tuuho

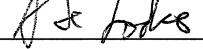
 Lithuania
 Sdox

 Saint Petersburg
 Rinko Xantcha

 Chief Problem Coordinator



 Germany


 The Netherlands


 Sweden